

Original VELUX smoke-ventilation roof window

CSP flat-roof smoke ventilation



Complete smoke ventilation system in compliance with European EN norms








- Opens 50 cm within 60 seconds
- Unobstructed view with integrated motor
- Appears as standard VELUX flat-roof windows inside and outside
- Comfort ventilation possible at the touch of a button. Rain sensor available.

Flat-roof smoke-ventilation window



Window type:	Product code:	EN-certified
CSP	1073Q	EN 12101-2

Control systems for smoke ventilation



Control system	Control unit	Control unit	Break-glass point	Comfort switch	Smoke detector	Rain sensor
						
KFX 210	KFC 210	KFC 220	KFK 100	KFK 200	KFA 100	KLA 200
<p>Complete control system for 1 CSP flat-roof window.</p> <p>Includes: KFC 210 KFK 100 KFA 100</p>	<ul style="list-style-type: none"> • 10 amp. • Controls 1 CSP flat-roof smoke ventilation window. • Dimensions: W x H x D 398 x 393 x 127 mm 	<ul style="list-style-type: none"> • 2 x 10 amp. • Controls 2 CSP flat-roof smoke ventilation windows. • Dimensions: W x H x D 398 x 393 x 127 mm 	<ul style="list-style-type: none"> • Break-glass point for activating smoke ventilation function. 	<ul style="list-style-type: none"> • Wall switch enabling natural ventilation for daily comfort. 	<ul style="list-style-type: none"> • Smoke detector for early fire detection. 	<ul style="list-style-type: none"> • Closes window in comfort ventilation mode in case of rain. • Delivered with 75 cm cable without connector.

Classification in accordance with the parameters of European EN 12101-2

Specifications	VELUX smoke ventilation window
Reliability (Re)	Re 1000+10000
Snow load (SL)	SL 1000
Low Temperature (T)	T (-15)
Wind load (WL)	WL 3000
Heat Exposure (B)	B 300

We reserve the right to change technical specifications

Size grid

CSP	CSP
 100 x 100	 120 x 120
Geometrical pane area A_v in m ²	
0.88	1.30
Aerodynamic area A_a in m ²	
0.42	0.58

For more information, visit www.velux.nn



Original



Fast & easy to install



Perfect fit



Weather proof



Warranty



Certification



Contact:
VELUX Denmark A/S
Breltevej 16
2970 Hørsholm
Support: 2323 4545